



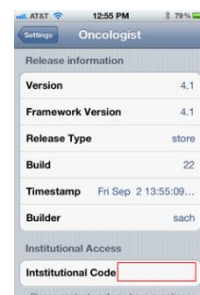


How to Enter your Institutional Pin Number for *The Oncologist* SD App

1. Download *The Oncologist* app from the Apple store
2. Go to the settings icon  to enter the pin number provided to you
3. Scroll down to *The Oncologist* app and select it



4. Tap the white space next to the “Institutional Code” to bring up the number pad



5. Enter your 4 - digit pin number
6. Once you've entered it, press the “Home” button to save the pin number
7. Go back to *The Oncologist* app and sign in or create a new user account

